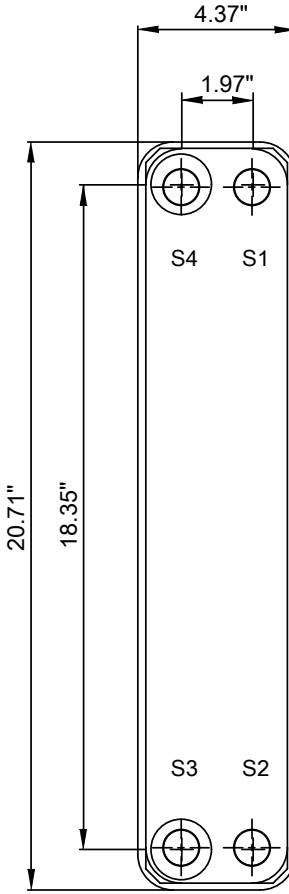
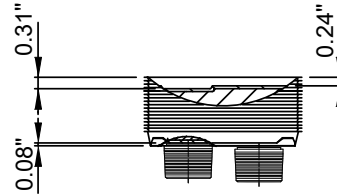

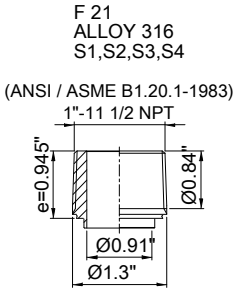


Note that all unique customer requirements (i.e tolerance) need to be verified thru Alfa Laval.



Frameplate is depressed 0.08 inches at connection S3/S4
 Pressureplate is depressed 0.08 inches / even number of channel plates
 at connections T3/T4 / uneven number of channel plates at
 connections T1/T2.

HEATING SURFACE ft²
 NETWEIGHT 52.4 lb
 OPERATING WEIGHT lb
 PLATE MATERIAL ALLOY 316
 PLATE GROUPING 1*49H/1*50H

T1 T2 T3 T4 locations on back side
 correspond to S1 S2 S3 S4 on front side

ALL DIMENSIONS IN INCHES

SIDE	MEDIA	INLET	TEMP.	OUTLET	TEMP.	FLOW RATE	PRESSURE DROP	LIQUID VOL.
1	Water	S1	°F	S2	°F	lb/h	psi	0.17 ft ³
2	Water	S3	°F	S4	°F	lb/h	psi	0.16 ft ³

PRESSURE VESSEL APPROVAL

PED/CRN



AlfaNova 52-100H (3287000901)

www.alfalaval.com

CUSTOMER NAME / REF. NO.

COMPANY / REF.
 Alfa Laval Nordic AB
 Alfa Laval Inc.

TOTAL LENGTH 11.1 in
 TOTAL WIDTH 4.4 in
 TOTAL HEIGHT 20.7 in



8/25/2021
 REV 0